

# Internship POL 2020

Diego Diaz



# BCK Programs, LLC

Environmental education programs  
across multiple Schools

Help to overcome environmental  
challenges

Small hard-working company



# Project

- Video Production
- Professional, Instructional
- Uniform, formatting
- Developing Protocol for future

BCK Programs

Lab protocol:

Fade from black to a static three second clip of the second image below.

Fade to black transition into three second title of the video.

The title will be shown in a three second clip with white text in the font Muli at a size of 130px.

All text is in muli font over a fade-in swoosh banner. First image below.

End with a copyright banner.

Fade to black.

Export as an mp4 file.

Do not exceed a three minute and thirty second duration.



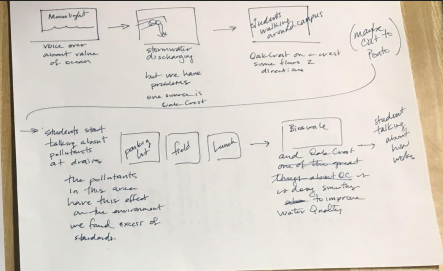
**BCK Programs, LLC**<sup>™</sup>  
ENVIRONMENTAL EDUCATION



# Video Development

- Meeting/planning
- Salvage old raw footage
- Writing shot lists/scripts
- Shooting B-Roll

SCENE	LOCATION	DESCRIPTION	SCRIPT	COVER
01	At Ponto Beach	Establishing shot of beach showing pollution. There is trash on the beach.		
02	In Gully/Oak Crest	Shooting of oak crest area. The oak crest is a storm drain that carries rain water to the beach. The video shows the path of the water from the gully to the beach. The video shows the path of the water from the gully to the beach.		
03	Oak Crest	Shooting of oak crest area. The oak crest is a storm drain that carries rain water to the beach. The video shows the path of the water from the gully to the beach. The video shows the path of the water from the gully to the beach.		
04	Project site	Shooting of oak crest area. The oak crest is a storm drain that carries rain water to the beach. The video shows the path of the water from the gully to the beach. The video shows the path of the water from the gully to the beach.		
05	Project site	Shooting of oak crest area. The oak crest is a storm drain that carries rain water to the beach. The video shows the path of the water from the gully to the beach. The video shows the path of the water from the gully to the beach.		



**Oak Crest Bioretention Basin Video Outline**

A lot of empty in ocean, oak crest is part of the problem, we are trying to help. Video clips of problem areas, on camera showing the problem. Someone different showing improvements that have been made. What the OCEP's plans are doing at OC. Talk about improving water quality where the championship surf team trains. Lots of good facts and info about ocean. Surf team member saying how sad it is that they can't get in the water after a rain.

Trying to do something about improving water quality at Oak Crest

**Video scene: Bioretention basin at Oak Crest**  
(Text on screen: Bioretention basin)  
Bioretention basins, like this one at Oak Crest, help to keep pollutants out of our ocean.

**Video scene: Oak Crest fields**  
(Text on screen: Potential Pollutants)  
Some of the pollutants coming from our school include nitrogen and nitrate coming from the fields.

**Video scene: Oak Crest parking lot**  
Oil and grease from the parking lot.

**Video scene: Oak Crest lunch area**  
And litter and coffee from the lunch area.

**Video scene: Photos of storm drains at Oak Crest near lunch tables that shows that the drains in OC, so for example with lunch tables in the background**  
(Text on screen: Why We Need Bioretention Basins)  
When it rains, litter and other pollutants enter the storm drains at Oak Crest.

**Video scene: Photos of Ponto Beach and Moonlight Beach and surf team holding litter at beach**  
(Keep same text on screen as above)

and ultimately end up at Ponto Beach and Moonlight Beach where many of our students and staff, along with our championship Oak Crest Surf Team, swim and surf.

**Add scene of surf team member next to beach closure sign**

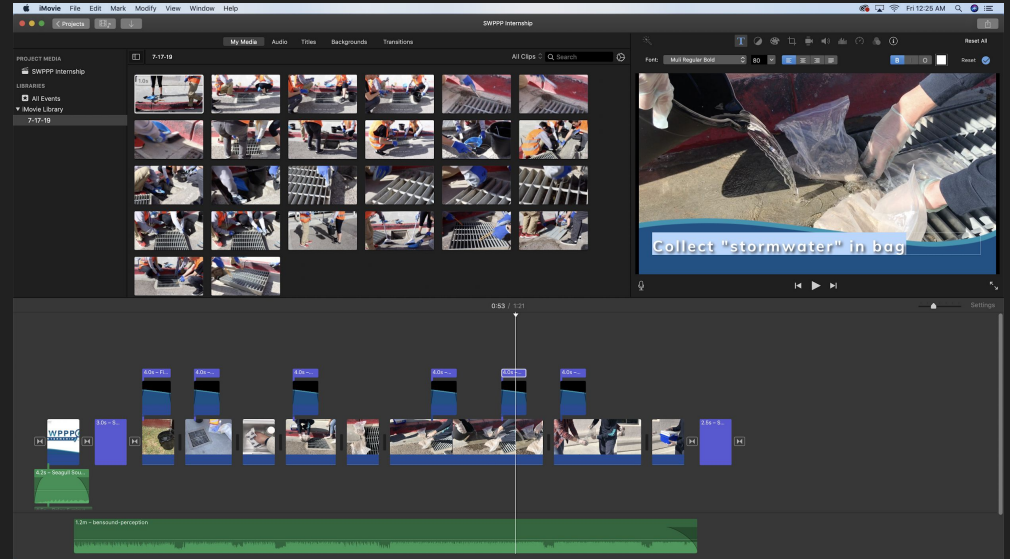
**Video scene: Blueprint plans with circles added digitally to note the bioretention basins**

- Shot List Oakcrest Bio retention**
- Intro
1. Moonlight (waves) then birds 3 shots
  2. Showing beach
  3. Ocean from parking lot
  4. Storm water discharge
  5. Blurred students walking on campus
  6. Oakcrest logo
  7. Kids talking about parking lot drain
  8. Shot of the drain
  9. Field drain shot
  10. Anna & Madeline talking about cottonwood
  11. 10.5. Maybe shot of creek decide later
  12. Kenne's shots of air collection
  13. Shot of results.
  14. Shot again of Anna & Madeline
  15. Wide shot of parking lot
  16. Shot of kids talking
  17. Battiquito's lagoon wide shot
  18. Shot of kids at lunch area
  19. Lunch area drain w/ hand's painting (2)



# Editing

- Sound design
- Formatting
- Seeing the vision
- Including creative liberty








Carefully remove grate





# Takeaways

- Communication
  - Feedback
  - Always have a backup SD Card (Be prepared)
  - Plan ahead
  - Videography and creative design
  - Time Management
  - Critique is important
- 

# For The Future

- Multimedia
- Freelance
- Continue to develop skills
- Time Management
- Digital Organization
- Being flexible



# Thank You

Now open to questions